

Schedule Rules


Aptean Ltd
Copyright © 2011-2026.

Contents

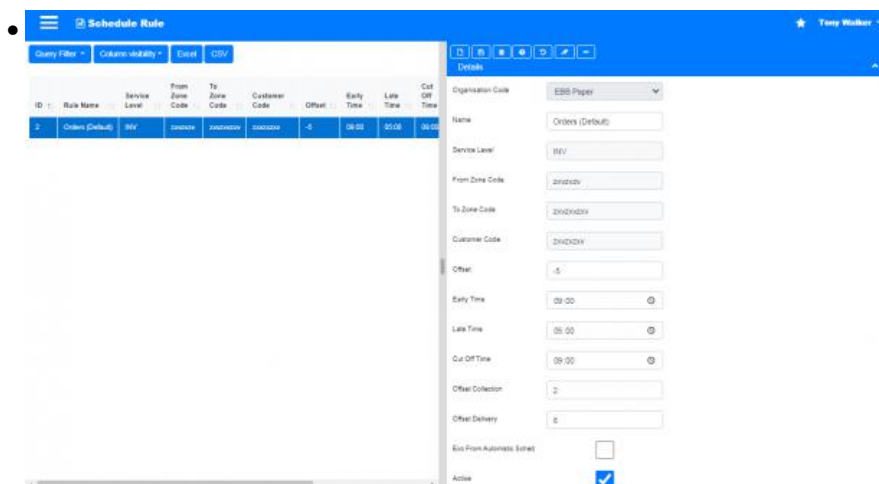
1 Schedule Rules.....1

1.1 Details section.....2

1 Schedule Rules

 **Warning:** This is an incomplete guide.

This screen allows you to maintain the schedule rules. The system uses these rules to default collection and delivery windows on orders that match them, and also to indicate whether orders that match these rules should be automatically planned.










Schedule rules

You can query data by and/or choose to display data as follows:

- *ID.*
- *Rule Name.*
- *Service Level.*
- *From Zone Code.*
- *To Zone Code.*
- *Customer Code.*
- *Offset.*
- *Early Time.*
- *Late Time.*
- *Cut Off Time.*
- *Offset Collection.*
- *Offset Delivery.*
- *Exc from Automatic Sched.*
- *Active Records Only.*

The following actions are available on the Details panel:

-  **New** - create a new record.
-  **Save** - save a new record or changes to an existing record.
-  **Delete** - delete an existing record.
-  **Help** - help on this screen.
-  **Undo** - undo change made since last save.
-  **Clear** - clear all fields.
-  **Toggle** - toggle display of all accordion headers.



1.1 Details section

You can change or add the following:

- *Organisation.*
- *Name.*
- *Service Level.*
- *From Zone Code.*
- *To Zone Code.*
- *Customer Code.*
- *Offset.*
- *Early Time.*
- *Late Time.*
- *Cut Off Time.*
- *Offset Collection.*
- *Offset Delivery.*
- *Exc from Automatic Sched.*
- *Active.*

