

# **PDA Utilities**

Aptean Ltd  
Copyright © 2011-2025.

# Contents

<b>1 PDA Utilities.....</b>	<b>1</b>
1.1 Magnifying the Android Screen.....	1

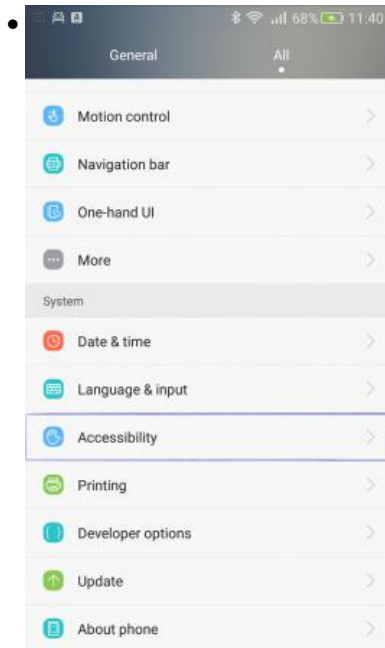
# 1 PDA Utilities

This section details utilities available through the  Android operating system that can be beneficial to operators.

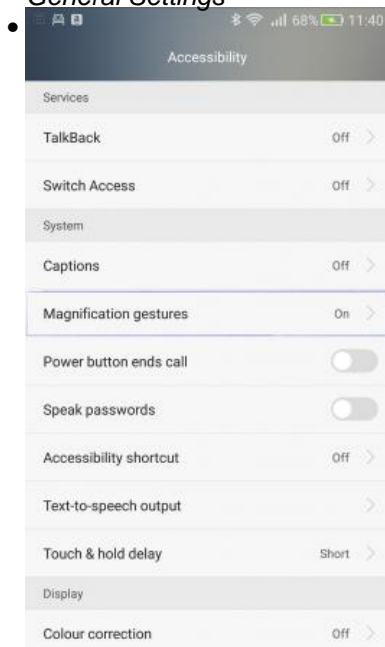
## 1.1 Magnifying the Android Screen

The magnifier is part of the Android operating system and is configured through the Accessibility settings.

It must be enabled on the device itself.

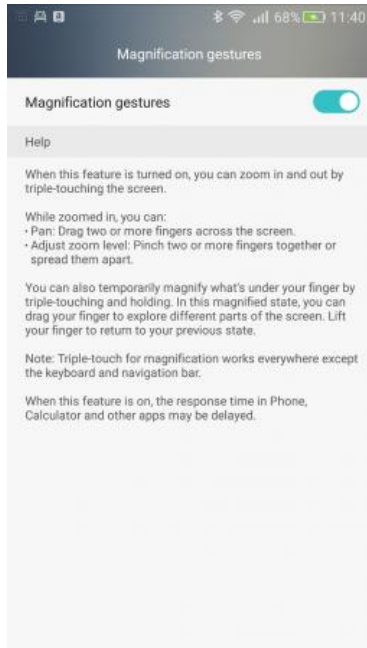


### *General Settings*



### *Magnifier Option*






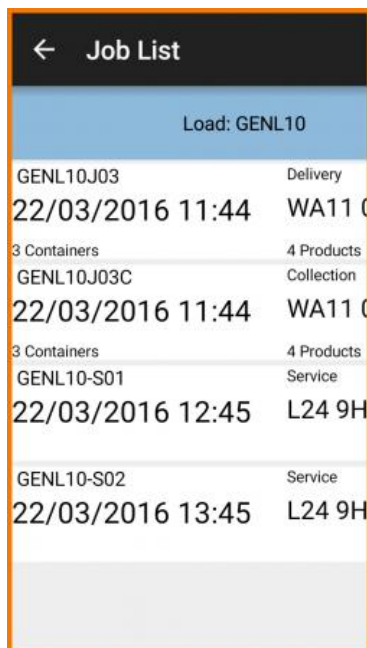
*Magnifier Settings*

A brief description of the magnifier functionality is:

- Triple-tap to enter magnification mode (ignore or disable any warnings).
  - ◆ Use 2 fingers to pan around
  - ◆ Pinch to zoom in or out.
  - ◆ Triple-tap again to exit.
- Triple-tap and hold on the third tap (e.g. tap-tap-hold) to temporarily zoom in whilst touching the screen. Release to zoom back out.

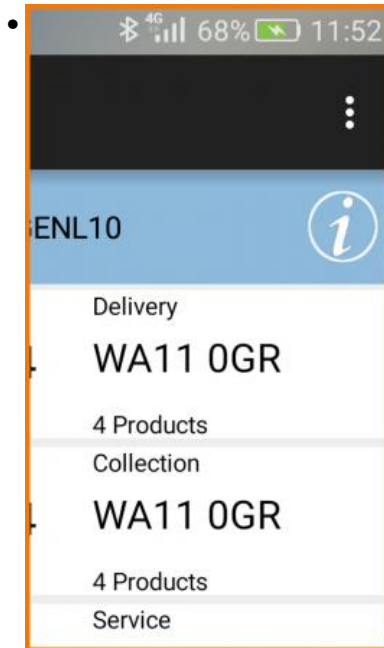
 **Note:** This is device and Android version dependent. It has been available since Android 4.2 (Jelly Bean).

CALIDUS ePOD Screen Examples:



*Job List Magnified*





*Job List Zoomed*

When the screen is clicked and the application moves to a new screen, the magnifier is automatically turned off.

