

# **Refresh MCS**

Aptean Ltd  
Copyright © 2011-2026.

# Contents

<b>1 Refresh MCS.....</b>	<b>1</b>
1.1 Overview.....	1
1.2 Refreshing MCS.....	1

# 1 Refresh MCS

## 1.1 Overview

This is the user guide for the refreshing the browser to use the latest version of the CALIDUS MCS software. It shows updating from version 1.00.43.053 to 1.00.43.054.

CALIDUS MCS is a browser based application as is currently only supported with Google Chrome due to limitations of other web browsers.

## 1.2 Refreshing MCS

If logged into the CALIDUS MCS application, click Menu, scroll down and click Log Off.

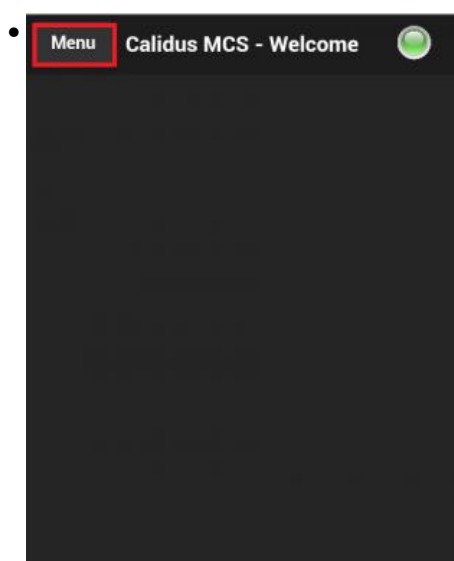
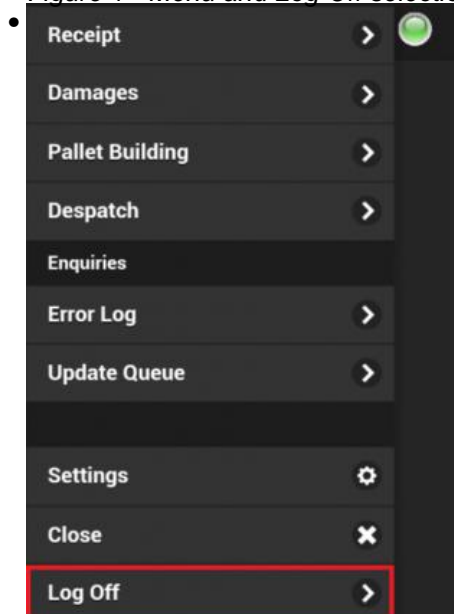


Figure 1 - Menu and Log Off selection



On clicking Log Off if there are any Despatch or Receipt messages waiting to complete the user will be presented with a confirmation. Click OK to logoff.



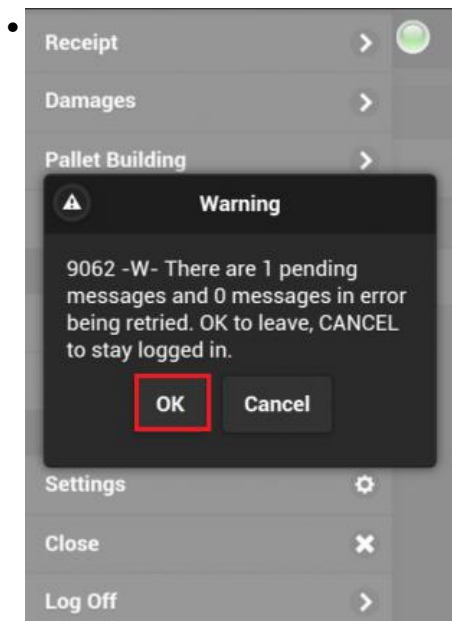


Figure 2 - Confirm logoff when messages pending

**Note:** Any Despatch or Receipt messages will resume after logging in.

Once log off has completed check the current version number and click the browser's refresh button

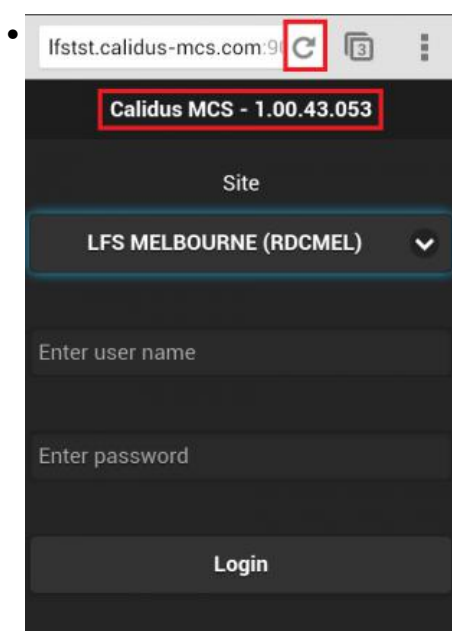


Figure 3 - Check current version and refresh button

When the browser has refreshed the version number will have changed.



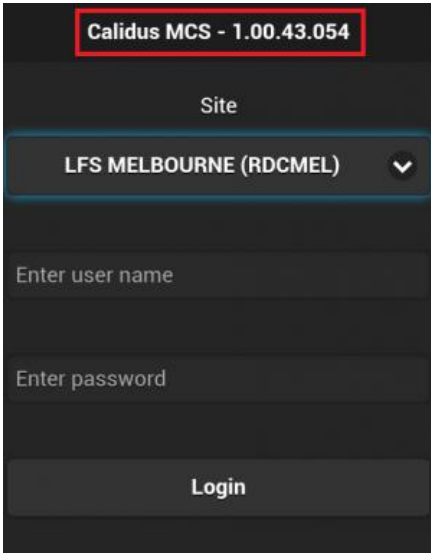
- 

Figure 4 - Check new version

The user may now login.

